

Fountaindale Public Library Fiscal Year 2016 Annual Report July 1, 2015–June 30, 2016

Visits to
Library and
Bookmobile
462,271



Collection Size
392,042

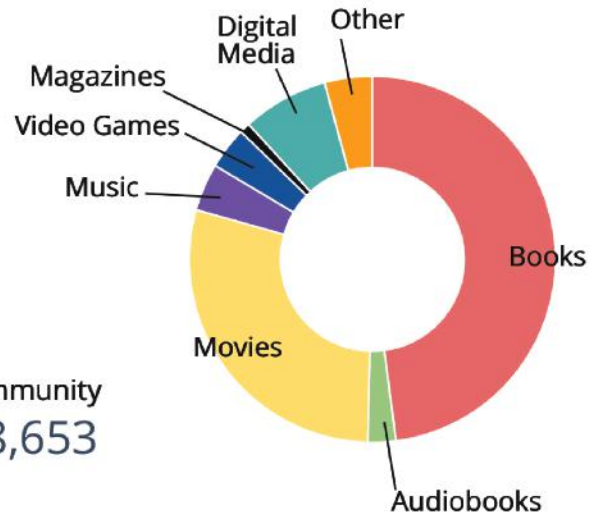


Items Added
49,104

Active Cardholders
32,190

New Cardholders
3,811

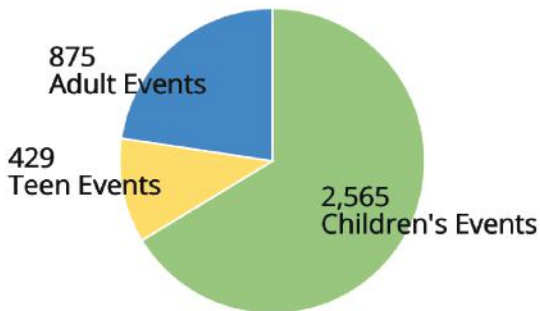
| Item: | Checkouts: | Avg. Cost: | Value: |
|---------------|------------|------------|-------------|
| Books | 529,785 | \$16 | \$8,476,560 |
| Audiobooks | 27,352 | \$51 | \$1,394,952 |
| Movies | 319,834 | \$20 | \$6,396,680 |
| Music | 46,307 | \$17 | \$787,219 |
| Video Games | 40,994 | \$46 | \$1,885,724 |
| Magazines | 10,124 | \$6 | \$60,744 |
| Digital Media | 84,165 | \$6 | \$504,990 |
| Other | 46,473 | \$8 | \$371,784 |



Item Checkouts
1,105,034




Value to Community
\$19,878,653





Total Number of Events Offered
3,869


Total Event Attendance
96,319


 Summer Adventure Hours Read
8,612

 Patron Prints, Scans & Faxes
316,853

 Meeting/Study Room Reservations
8,681

 Computer/Internet Sessions
97,816

 Reference Questions Answered
70,569

 Wireless Sessions
110,291