

Pinning Together Your Genealogical Past with Pinterest

Debra Dudek, Bolingbrook, IL 60440

debradudek@yahoo.com

© Debra M. Dudek, 2016-2020 – Not to be copied without permission

What is Pinterest?

- Pinterest is a website that allows you to “pin” things online, just as you would pin them on a real life bulletin board or cork board, but instead, Pinterest saves all of your pins on your account so you can access them easily.
- It is a tool for collecting and organizing links to images, videos, or webpages from the Internet or your computer of things you love, organized under subjects you choose.
- Books, recipes, home decoration ideas, needle craft, animals, exercise, family pictures, etc. are examples of subjects that people have on their Pinterest boards.
- The most popular boards are (1) DIY / Crafts, (2) Recipes, (3) Quotes.

Why Use Pinterest?

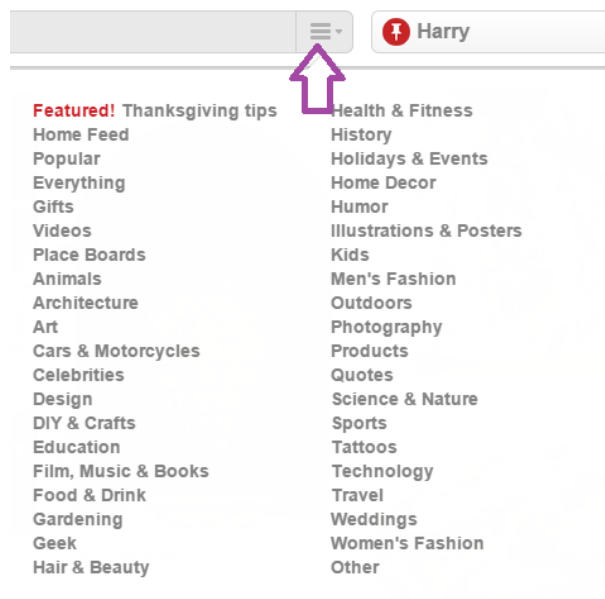
- It's FUN.
- It has a social interaction aspect that allows you to follow people and see their pins
- It's also easier than some of the other social networks to use
- It's flexible in format and use.
- It's visually appealing.
- It shows new posts every hour of every day
- The “Pin it Button” allows instant saves of links, info, images, or videos from any website as you travel the web.
- It's a visual list of your favorites, bookmarks, plans, projects, and preferred websites.
- You can browse boards created by others to discover new things and get inspiration from those that share your interests.

Setting Up an Account


- ✓ Go to www.pinterest.com
- ✓ Create an account using your email address and a password. Go ahead and fill out the required fields. Then click on “Sign up”
- ✓ Alternate ways to connect on Pinterest are through Facebook and Twitter.

Searching for items to Pin

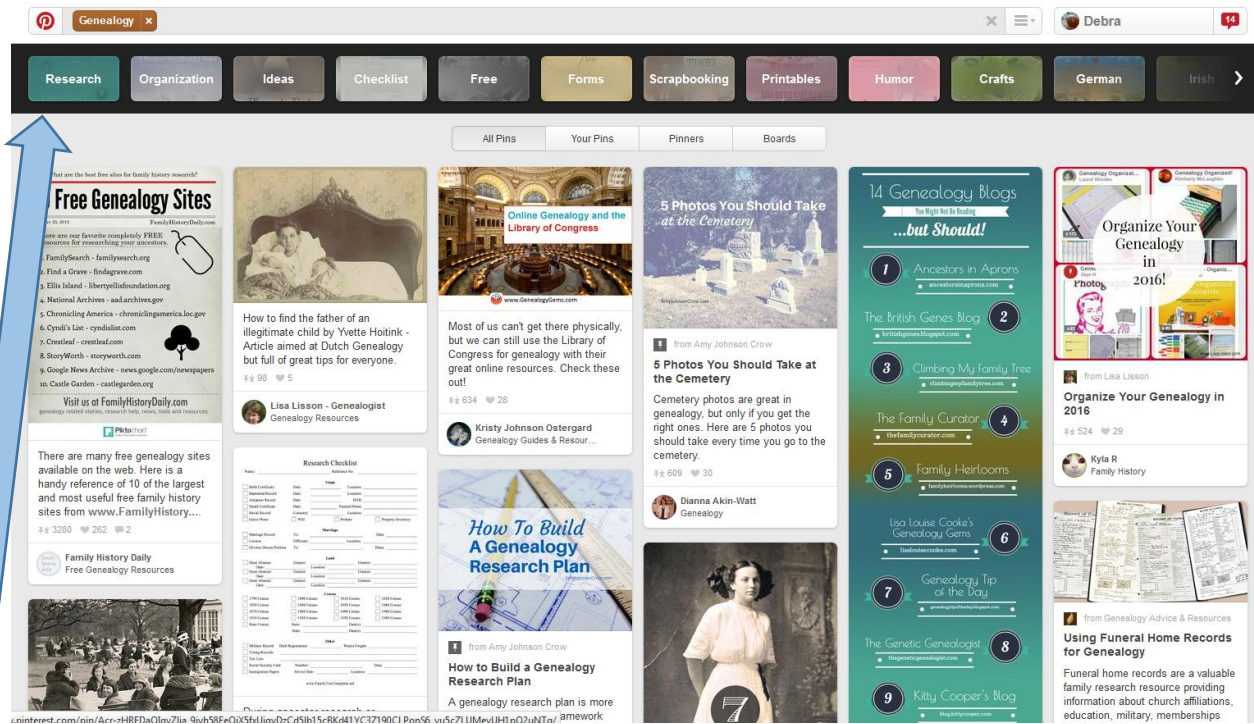
- ✓ Search by the categories that are set up already in Pinterest
- ✓ You can open up a list of categories by clicking on the three horizontal lines that are next to your name at the upper part of the screen



- ✓ Or search for terms in the search box by typing a phrase or word



Using the search term 'Genealogy', these are some of the items found:



Don't ignore the small boxes under the search term! These are shortcut tabs which will help you narrow your search or find new things you never knew existed!

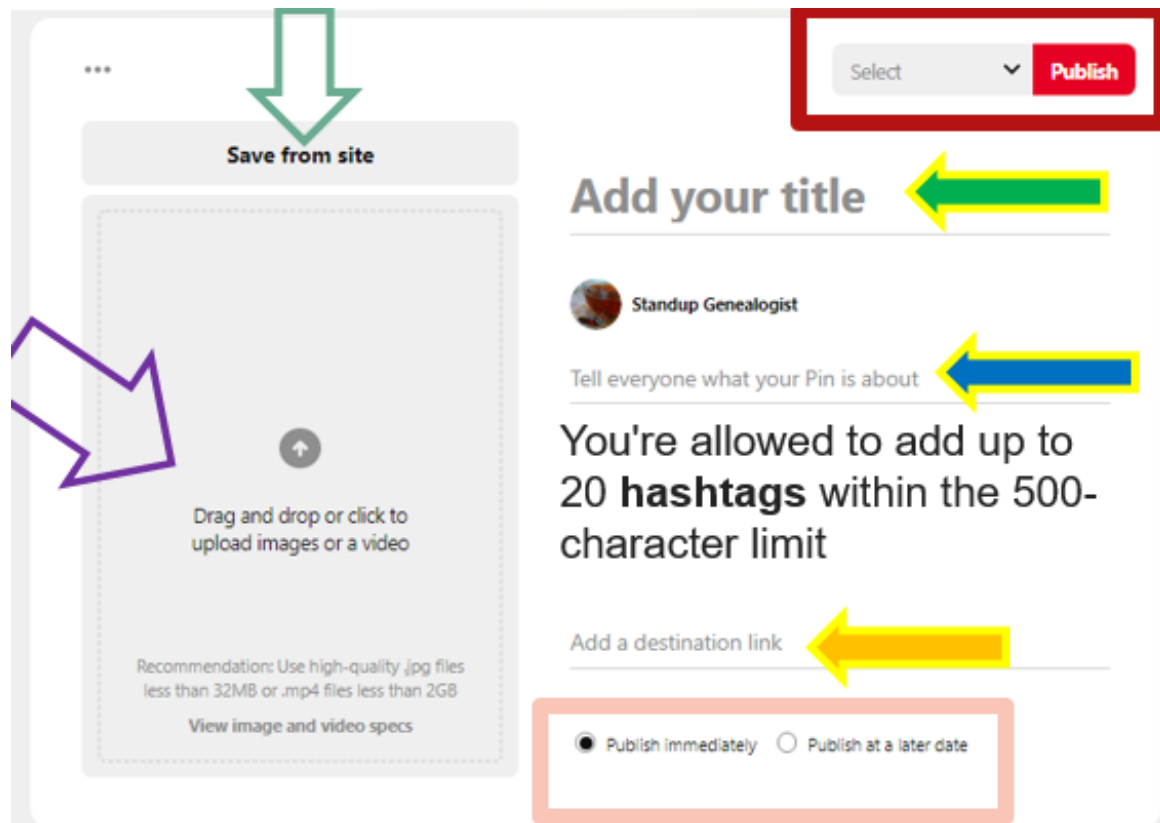
- Research
- Organization
- Ideas
- Checklist
- Free
- Forms
- Scrapbooking
- Printable Forms
- Humor
- Crafts
- German

When you find a pin you like, you can pin it to your board, by rolling over the image and clicking on 'Pin it.'

Adding Your Own Pins

You can also click on the button that has a + SIGN on it, located at the lower right part of the Pinterest screen. From the menu that opens, you can select from several options.

Choosing “Upload a Pin” allows you to load a pin from your computer or USB Drive to a board. You can also add a pin from a website.



Following Other Pinners

You can choose to follow all of a pinner's boards or choose individual ones. Once you start following pinners, their pins will show up on your newsfeed.

How Can Pinterest Help My Genealogy Research?

- Group Collaboration Projects
- Paleographic or Font Samples
- Quick Resource Collection
- Visual Checklist of Items
- Save Online Articles to Read Later
- Save Online Webinars to Watch Later
- Genealogy Surname Projects or Lineage Projects
- Visually Connect with Ancestral Locations
- Writing Prompts
- Collect and Share Family Photos
- Collect and Share Family Recipes
- Keep Track of Ideas for Planning a Reunion / Birthday / Anniversary Party
- Plan a Trip or Vacation
- Keep a Virtual Collection of Things You Love
- Family History Craft Projects
- So Much More!

Debra M. Dudek

debradudek@yahoo.com

ddudek@fountaindale.org