



Roku

Quick Start Guide





Fountaindale Public Library hopes you enjoy the streaming services provided on the Roku Ultra device. To ensure that your viewing of these services is not interrupted, please be careful not to log out of Netflix, HBO NOW or Disney+ channels. Please do not remove any set channels or content. Do not enter or leave personal credit card information logged into any channels or accounts.

For any content-related concerns, please visit our website for the Collection Management Policy or request a copy upon your return of the Roku device.

Thank you, and enjoy your experience.

What's included in your Roku kit



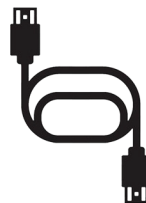
Roku Ultra



Roku Remote



Power Adapter




HDMI Cable

*This device requires a Wi-Fi connection

Setup

Step 1: Connect to TV

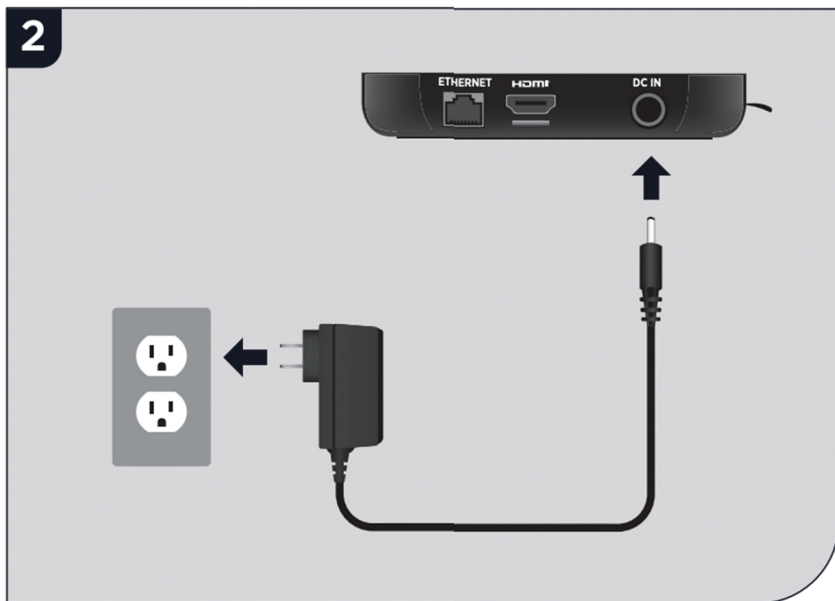
Connect the Roku Ultra to an HDMI port on your TV, using the HDMI cable provided.



Setup

Step 2: Connect to power

Use the included power adapter to connect your Roku Ultra to a power outlet.

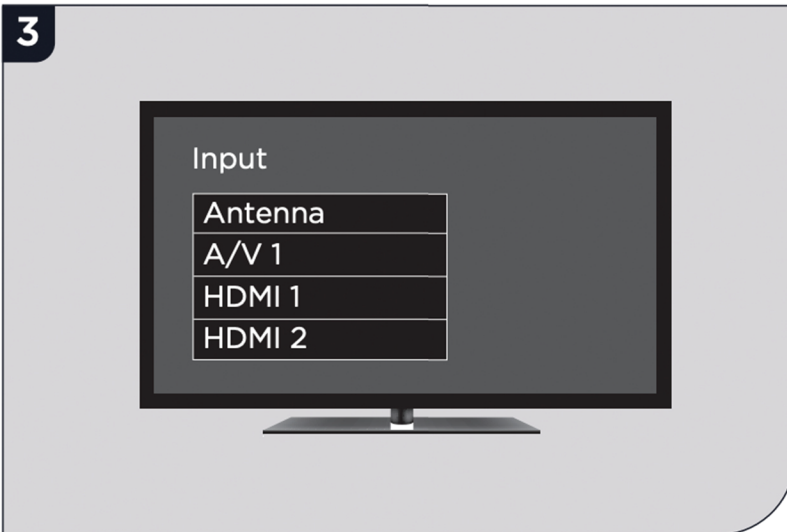


Setup

Step 3: Power on TV and select input

Use your TV remote to power on and select the HDMI input you used to connect the Roku Ultra to the TV.

Note: Depending on your TV model, there can be more than one HDMI input option.



Roku Ultra

Success!

If everything is connected and the correct input is selected on your TV you should see the Roku Home Menu. You are now ready to connect the Roku Ultra to your Wi-Fi network.

Roku

Options ★

8 Channels

Home

My Feed

Search

Streaming Channels

Settings

NETFLIX

HBO
NOW

Disney+

– MOVIES & TV –
VUDU

hoopla

kanopy

YouTube

Roku
Channel

Roku Media Player

Setup

Step 4: Connecting to Wi-Fi

From the Home Menu use your Roku remote to navigate to settings, then continue to arrow right to network, past set up connection, until you reach wireless. Press OK on the remote to continue.

Roku

Options ★

8 Channels

Home

My Feed

Search

Streaming Channels

Settings

Network

Set up connection

Wireless

Setup

Step 5: Scan for Wi-Fi

At the wireless screen, press OK to scan for Wi-Fi networks, select your Wi-Fi network and press OK on the Roku remote.

Roku

| Language

4:06 pm

Wireless scan

Looking for wireless networks...



Deutsch

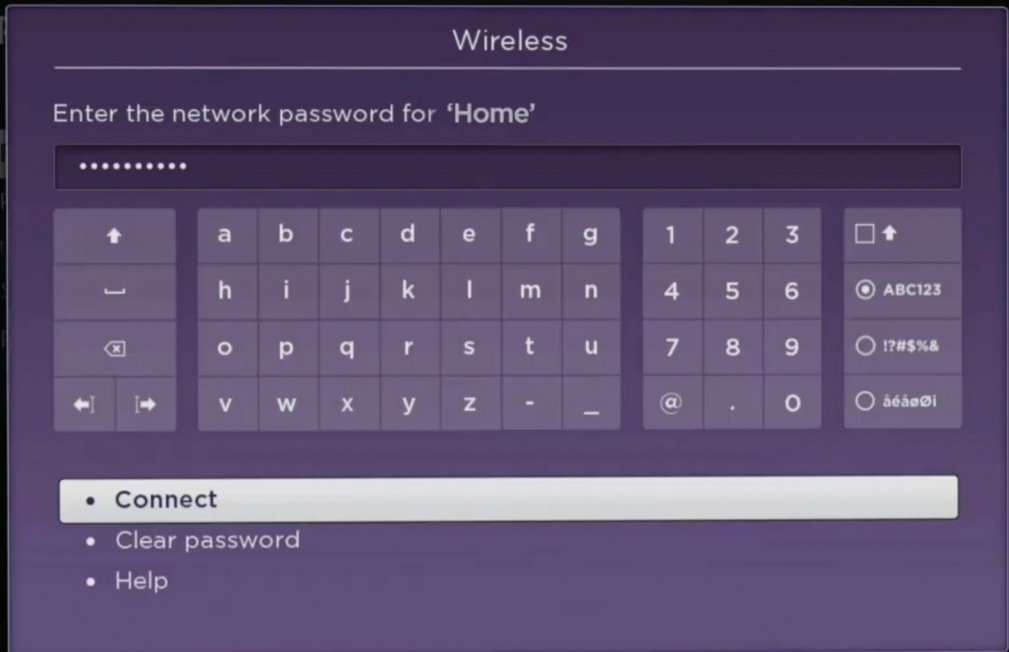
Español

Français

Setup

Step 6: Wi-Fi Password

If your network is password protected, you will be prompted to enter your password. Remember passwords are case sensitive. After entering your password, press OK on the Roku remote to connect.

The image shows a Roku interface for entering a Wi-Fi password. At the top, the word "Wireless" is centered. Below it, the instruction "Enter the network password for 'Home'" is displayed. A password input field contains ten dots. Below the input field is a virtual keyboard with four rows of buttons. The first row includes a backspace key, letters a-g, numbers 1-3, and a cursor key. The second row includes a comma/underscore key, letters h-n, numbers 4-6, and a numbers/symbols key labeled "ABC123". The third row includes a delete key, letters o-u, numbers 7-9, and a symbols key labeled "?#%&". The fourth row includes left and right arrow keys, letters v-z and hyphen/underscore, numbers 0, @, ., and a symbols key labeled "áéâøØ!". At the bottom, there is a list of options: "Connect", "Clear password", and "Help".

Wireless

Enter the network password for 'Home'

.....

↑	a	b	c	d	e	f	g	1	2	3	□ ↑
⌵	h	i	j	k	l	m	n	4	5	6	⊙ ABC123
✕	o	p	q	r	s	t	u	7	8	9	○ !?#%&
← →	v	w	x	y	z	-	_	@	.	0	○ áéâøØ!

- Connect
- Clear password
- Help

Roku Remote

Use the Roku control to navigate through the various menus and applications.

Note:

- * The Roku remote will only work to navigate the Roku device, it will not be able to control your TV.



Home Menu

Navigating

The Roku remote allows you to arrow left, right, up and down to navigate to the application of your choice. Press OK on the remote to access the application.

Roku

Options ★

8 Channels

Home

My Feed

Search

Streaming Channels

Settings

NETFLIX

HBO
NOW

Disney+

– MOVIES & TV –
VUDU

hoopla

kanopy

YouTube

Roku
Channel



Roku Media Player




Selecting the correct profile

Select the profile that matches the Roku label found on the front or bottom of the Roku Ultra device. Press OK on the remote to access the profile.

Who's watching?




Roku 1



Roku 2



Roku 3



Roku 4



Add Profile

NETFLIX

Browse and Watch

Using the remote, browse through your favorite shows and movies, then press OK on the remote to begin watching!

Note: Your viewing history is cleared when the Roku is returned.





Browse and Watch

HBO NOW offers thousands of titles and movies for you to choose from. Simply browse and play the show or movie of your choice.

Note: HBO NOW does not track browsing or viewing history.



COMING SOON



What's New & What's Leaving on HBO:
November



The Outsider: Season 1 Sneak Peek



The New Pope: Sneak Peek 2



Westworld: Season 3 Cor

OBSESSION-WORTHY DRAMA SERIES



Watchmen



His Dark Materials



Catherine the Great



Succession

MUST-WATCH COMEDY SERIES



Selecting the correct profile

Using the remote, select the profile that matches the label on the front or bottom of the Roku Ultra device.



EDIT PROFILES

Who's Watching?



Roku 1




Roku 2



Roku 3



Roku 4



Add Profile



Browse and Watch

Using the remote, browse through your favorite shows and movies, then press OK on the remote to begin watching.

Note: At this time Disney+ is not tracking viewing history.



Roku 1



Disney

PIXAR

MARVEL

STAR
WARS

NATIONAL
GEOGRAPHIC

Originals





Movies

The content available with the Fountaindale Roku includes a collection of movies available to view through My VUDU Movies.

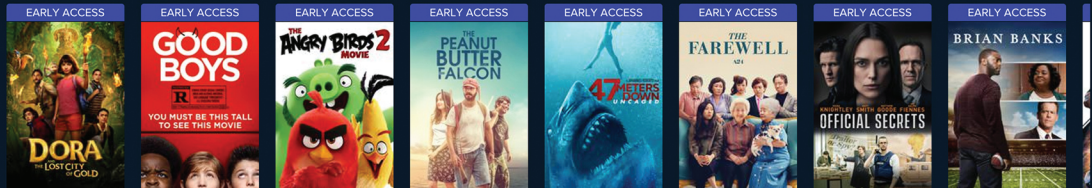
Note: Additional content may be free to view with ads.



[Vudu Home](#) TV Deals Collections

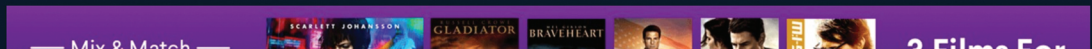
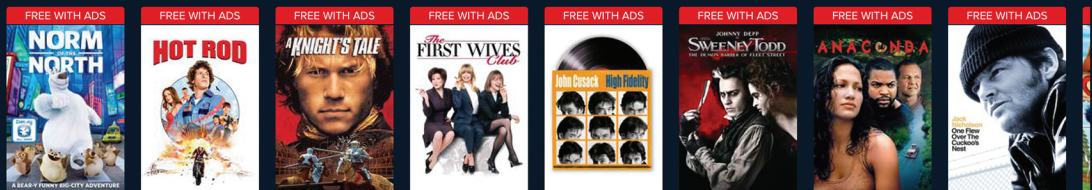
Featured Films

[View All](#)



Free: New This Week

[View All](#)





Movies

From the VUDU home menu navigate to the top menu and select MY VUDU, then navigate to Movies. Fountaindale Roku movies are found here.



MY VUDU

SPOTLIGHT

FREE

RENTALS

MOVIES TV

SEARCH



SIGN UP

VUDU



Kids

Watchlist

Movies

TV

Wishlist

Pre-Orders

Offers





Playing Movies

Once you have selected a movie press OK on the remote. From the movie play menu make sure the WATCH option is highlighted and press OK on the remote.

YOU OWN HDX



Missing Link

Adventure | Animation | Apr 12

PG

94 min

CC

★★★★☆ (7,046)

89%

✓ age 8+

+Wishlist

Redeem

Hugh Jackman, Zoe Saldana and Zach Galifianakis lead an all-star voice cast in this globetrotting adventure from LAIKA, the makers of Coraline and Kubo and the Two Strings.

[Watch this with Family Play](#)

▶ WATCH

\$ RENT/BUY

▶ WATCH TRAILER

★ RATE



Roku free content

The Roku channel provides additional free content as well as live TV channels. However, the premium subscription content is unavailable on the Fountaindale Roku device.

The **Roku** Channel

Roku | Options *

Legally Blonde
2001 | PG-13

Featured

1 of 8



Action Hits





YouTube

Browse and watch your favorite YouTube videos.

Note: Linked accounts will be logged out when the Roku is returned.

YouTube

Home

Trending

Subscriptions

Library

History

Sign in to like videos, comment, and subscribe.


SIGN IN

Search

Q

SIGN


Trending



10:24

iPhone 11 Pro vs Original iPhone!


Marques Brownlee · 1.3M views · 22 hours ago



5:16

Real Madrid 6-0 Galatasaray: Champions League Recap...


B/R Football · 461K views · 1 day ago



23:37

How To Slice Every Fruit | Epicurious

Epicurious · 1.2M views · 2 days ago



9:45

Sometimes Apple just does it better - AirPods Pro Review

Linus Tech Tips · 793K views · 1 day ago

YouTubeTV

Featured


X

Live TV from 70+ networks


\$49.99 per month

Terms Apply


TRY IT FREE



Watch College Football on ACN



Thursdays 9/8c




Mon/Tues 8/7c


Slam dunk - Topic

Recommended channel


SUBSCRIBE




9:01




9:59



10:04



9:27



9:27



Linking

Your Fountaindale Library card gives you access to the streaming services Kanopy and hoopla. You have the option to enjoy these services on the Fountaindale Roku device. To use these services follow the instructions and link your Kanopy or hoopla account to the Roku device.

Note: Logged in accounts will be logged out once the Roku is returned.





Linking

You will need to have an active hoopla account and access to a web browser to link to the hoopla app. If you have an account, already press OK for the next step, otherwise visit the link to create an account first.

Note: Logged in accounts will be logged out once the Roku is returned.



Welcome to hoopla!

Before we begin, make sure you have a hoopla account. Don't have one? Sign up for one by visiting the link below.

<https://www.hoopladigital.com>

Next



Linking account

Log into your hoopla account on your phone or in a web browser. Once logged in, visit [hoopladigital.com/link](https://www.hoopladigital.com/link) and enter the unique code displayed on your screen. This can also be done through the settings menu on the hoopla app.

Link you hoopla account

Please go to <https://www.hoopladigital.com/link> and enter the code below to link this TV with your hoopla account.

Verifying link...



Check Out and Watch

Every month you will have 10 checkouts available to use on your hoopla account. Browse through thousands of titles and watch your favorites.



Borrowed

Favorites

History

Movies

Television

Search

Settings

Borrowed Titles

You can borrow 10 more titles this month

You don't have anything borrowed. If you did,
it would be shown here.



Logging out

To log out of your hoopla account, navigate down to the settings menu. From the settings page, navigate over to log out and press OK on the remote to complete the logout process.



Borrowed

Favorites

History

Movies

Television

Search

Settings

Settings

Logged in as unknown@gmail.com from Fountiandale Public Library

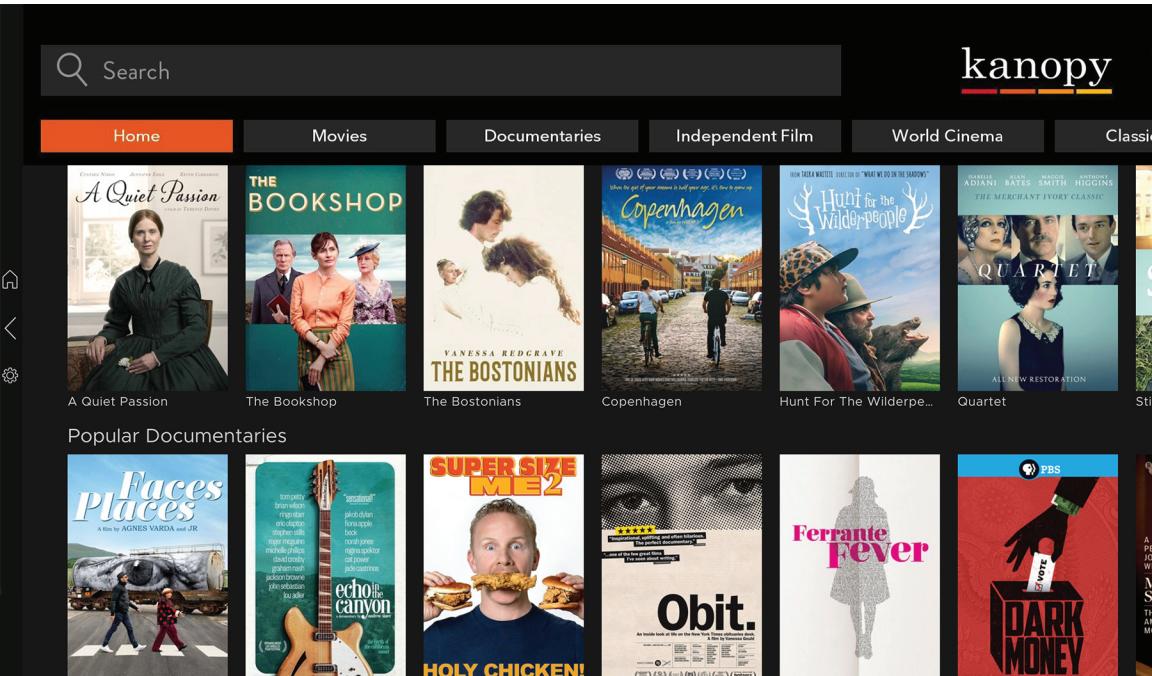
Are you sure you want to logout?

Logout

kanopy

Linking

To link to Kanopy, you will need to have a Kanopy account first and you will also need access to a web browser. If you need to create an account, visit kanopy.com to link your library card.



kanopy

Linking Step 1

Using the remote, navigate left and down to the settings menu.

Note: Logged in accounts will be logged out once the Roku is returned.

Home

Go to Kanopy Kids

Movies

Documentaries

The Arts

Business

Education

Global Studies & Language

Health

Media & Communications

Sciences

Social Sciences

Instructional Films

Staff Picks



Settings

kanopy

Documentaries

Independent Film

World Cinema

Classics



Bostonians



Copenhagen



Hunt For The Wilderpe...



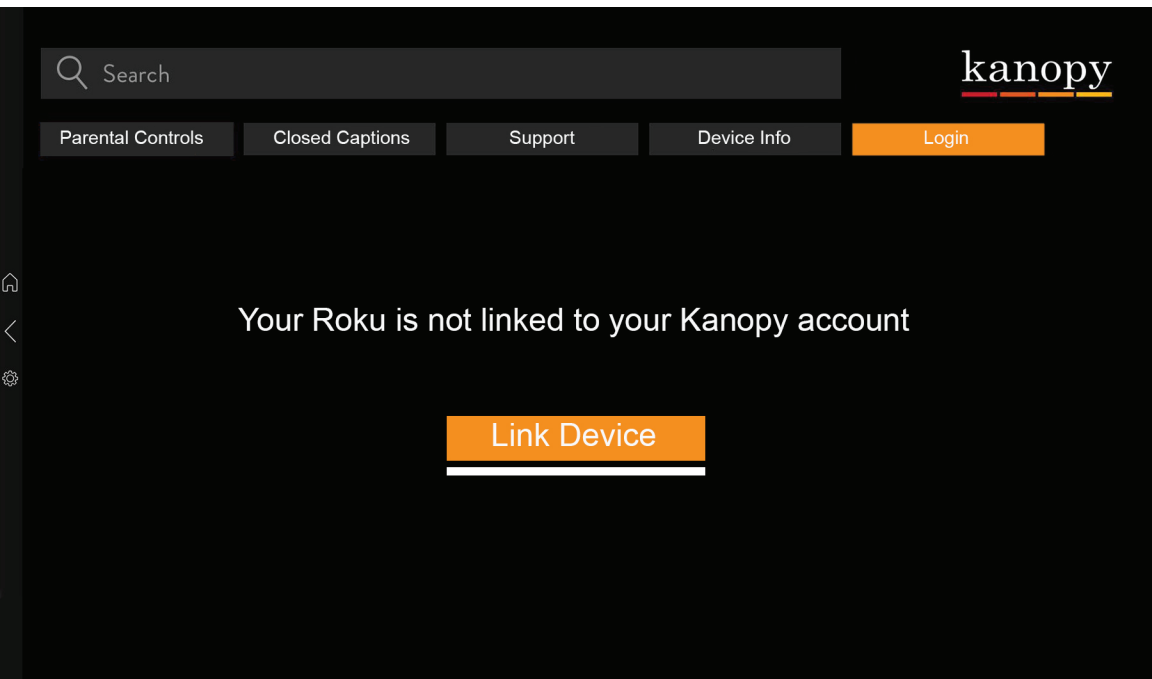
Quartet





Linking Step 2

In the settings menu, navigate right to Login and then down to Link Device. Press OK on the Roku remote to continue.





Linking Step 3

Log into your kanopy account on your phone or in a web browser. Once logged in, visit kanopy.com/link and enter the unique code displayed on your screen. This can also be done through the settings menu on the hoopla app.

Link Your Device



To link your Roku device to your Kanopy account:

1. Go to kanopy.com/link
2. Enter the code

To access Kanopy on Roku, in addition to being a member of a participating university or public library, you need to have a Kanopy account. If you don't already have one, please go to kanopy.com/user/register before linking.

kanopy

Check Out and Watch

Every month, you will have 10 checkouts available to use on your Kanopy account. Browse through thousands of titles and watch your favorites.

Search

kanopy

Home


Movies

Documentaries

Independent Film

World Cinema

Classics



A Quiet Passion



The Bookshop



The Bostonians



Copenhagen





Hunt For The Wilderpe...



Quartet

Popular Documentaries





Logging out

Using the remote, navigate left and down to the settings menu.

Home

Go to Kanopy Kids

Movies

Documentaries

The Arts

Business

Education

Global Studies & Language

Health

Media & Communications

Sciences

Social Sciences

Instructional Films

Staff Picks



Settings



Documentaries

Independent Film

World Cinema

Classics



Bostonians



Copenhagen



Hunt For The Wilderpe...



Quartet



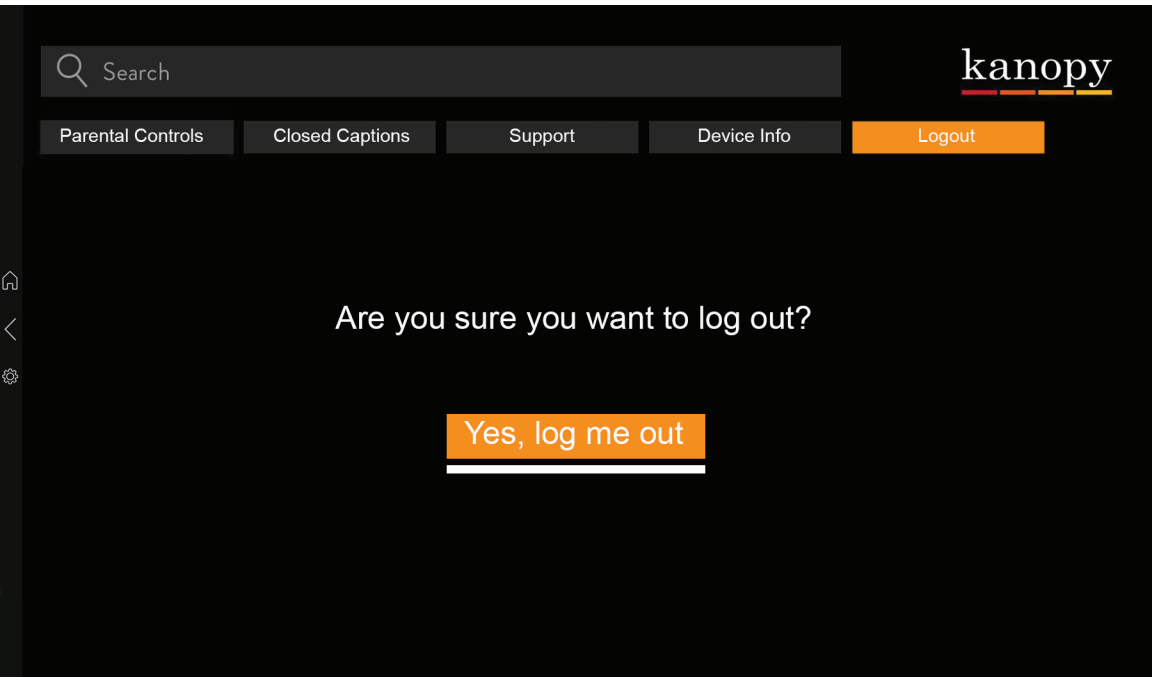
ONLY CHICKEN!





Logging out

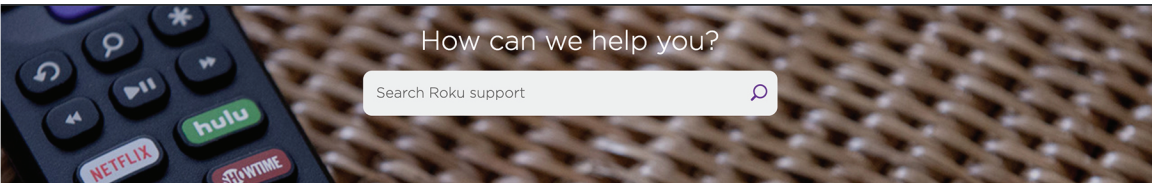
In the settings menu, navigate right to Logout and then down to yes, log me out. Press OK on the Roku remote to continue and OK again to complete the logout process.





Additional support

For additional setup and how to use the Roku device, please visit support.roku.com.



Before you buy

Common questions before you buy a Roku

Explore



How to: Using your Roku

Information on using popular Roku features

Explore



Account, billing, and orders

Help with account, payment, orders, and subscription issues

Explore



Setup and Troubleshooting

Help with Setup and problems using your Roku products

Explore



300 W. Briarcliff Road
Bolingbrook, IL 60440
630.759.2102
fountaindale.org